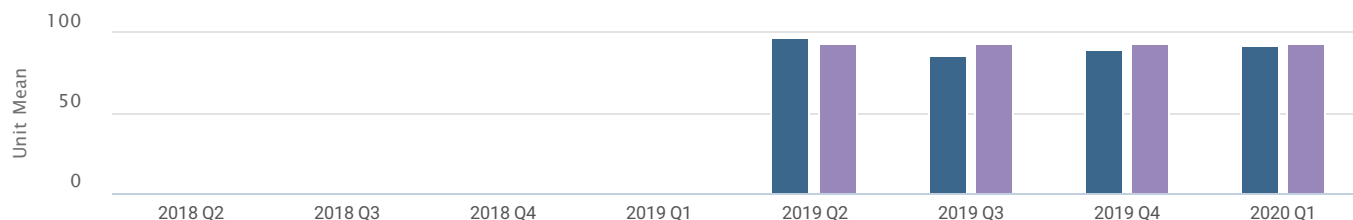


Patient Satisfaction with Nursing
Care Coordination
How well the staff worked together to care for you
Medical Practice: Outpatient Center



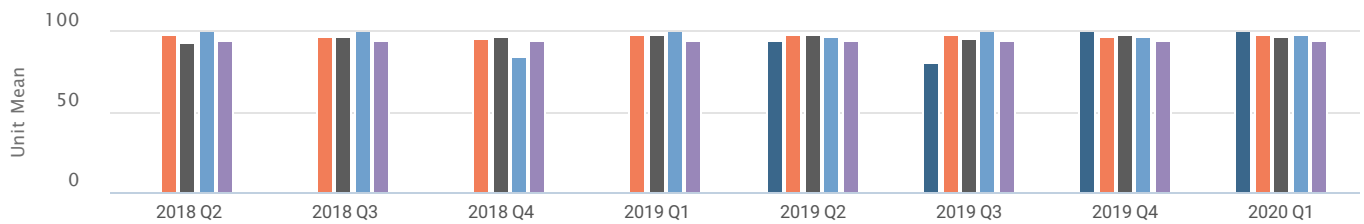
■ Outpatient Center	N/A	N/A	N/A	N/A	96.88	86.54	90.18	93.06
■ Press Ganey PX National Facilities Mean	N/A	N/A	N/A	N/A	93.84	93.87	93.97	93.99

N/A = no data, unit not eligible per vendor



Patient Satisfaction Report Greenwich Hospital

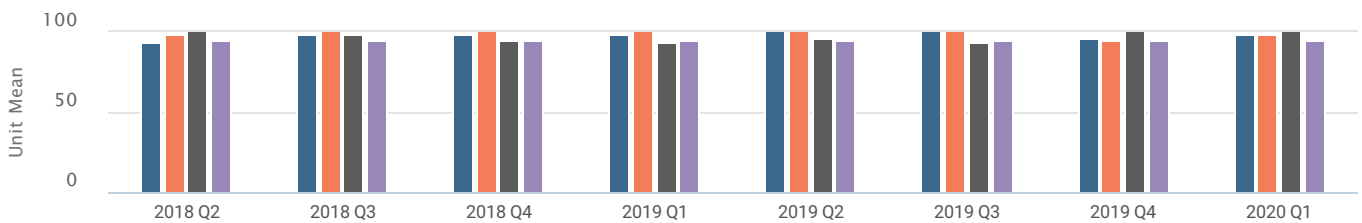
Patient Satisfaction with Nursing
Care Coordination
How well staff worked together to provide care
Outpatient Services: ARC, BCHM, CARD, GH LRR INFUSION STAMFORD



ARC	N/A	N/A	N/A	N/A	95.31	81.25	100.00	100.00
BCHM	99.07	98.03	96.21	98.15	98.61	98.65	97.54	98.24
CARD	94.29	97.79	97.22	99.26	99.14	95.69	98.44	97.44
GH LRR INFUSION STAMFORD	100.00	100.00	84.38	100.00	97.50	100.00	96.88	98.21
Press Ganey PX All Facility DB Mean	94.66	94.59	94.65	94.69	94.73	94.81	94.84	94.87

N/A = no data, not submitted but unit was eligible to report

Patient Satisfaction with Nursing
 Care Coordination
 How well staff worked together to provide care
 Outpatient Services: HB/WOUND, IDAP, PAINMGNT



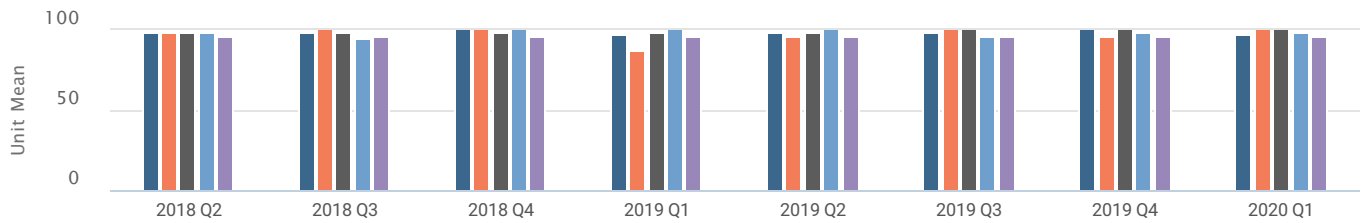
■ HB/WOUND	94.12	99.11	99.22	98.13	100.00	100.00	95.71	99.19
■ IDAP	99.22	100.00	100.00	100.00	100.00	100.00	94.79	98.33
■ PAINMGNT	100.00	99.11	95.45	93.75	96.30	93.94	100.00	100.00
■ Press Ganey PX All Facility DB Mean	94.66	94.59	94.65	94.69	94.73	94.81	94.84	94.87



Patient Satisfaction Report

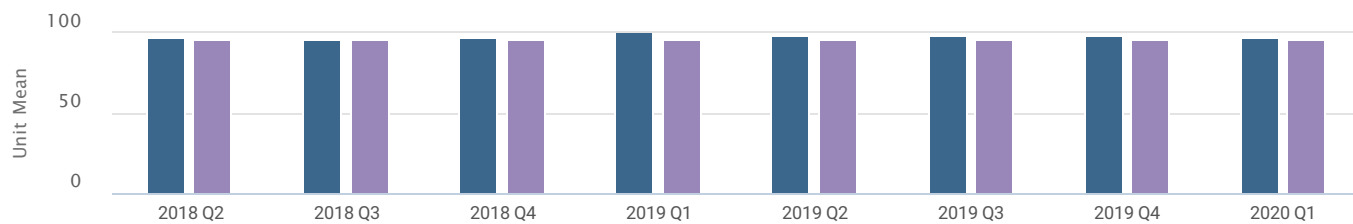
Greenwich Hospital

Patient Satisfaction with Nursing
Care Coordination
How well staff at the surgery center worked together to care for you
Ambulatory Surgery: ASU, ASU2, HHSC, SA.PED



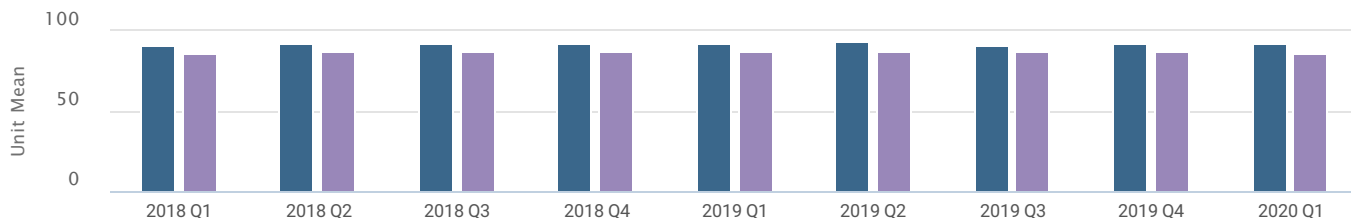
ASU	98.59	98.74	99.56	97.90	98.85	99.15	99.38	97.92
ASU2	98.21	100.00	100.00	87.50	95.83	100.00	96.15	100.00
HHSC	98.84	98.40	98.24	99.11	98.49	99.42	99.78	99.53
SA.PED	98.21	95.45	100.00	100.00	100.00	96.05	98.61	98.53
Press Ganey PX All PG Database Mean	96.29	96.26	96.33	96.43	96.50	96.46	96.54	96.74

Patient Satisfaction with Nursing
 Care Coordination
 How well staff at the surgery center worked together to care for you
 Ambulatory Surgery: WPGI



■ WPGI	97.89	96.01	97.76	100.00	98.39	99.14	99.07	97.54
■ Press Ganey PX All PG Database Mean	96.29	96.26	96.33	96.43	96.50	96.46	96.54	96.74

Patient Satisfaction with Nursing
Care Coordination
Degree to which the hospital staff worked together as a team
Emergency Department: Greenwich Hospital



Greenwich Hospital	91.16	92.31	92.31	92.72	92.11	93.26	91.85	92.32	92.13
Press Ganey PX All PG Database Mean	86.40	87.11	86.89	87.07	86.92	87.09	87.25	87.16	86.74