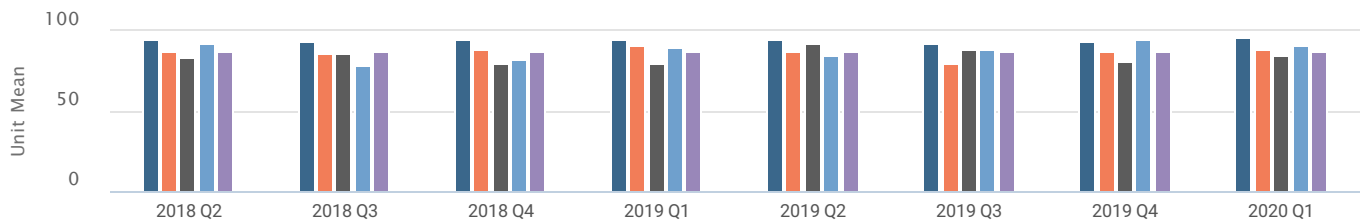
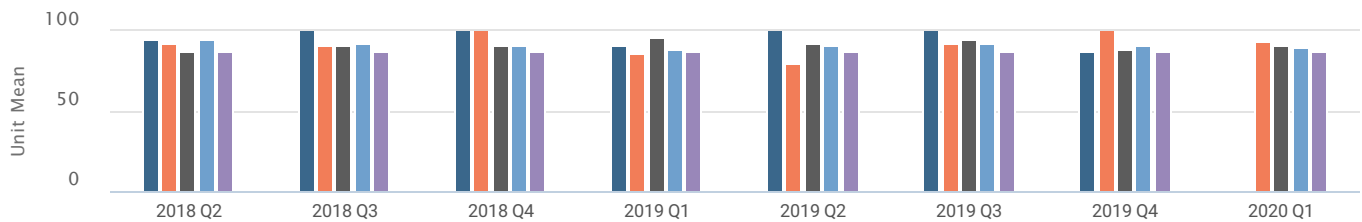


Patient Satisfaction with Nursing
Pain
How well your pain was controlled
Inpatient: MATA, MEDA, MEDB, MEDONC



MATA	94.49	94.36	94.39	94.82	94.58	92.06	94.15	95.93
MEDA	88.07	86.25	88.57	91.43	87.86	80.36	87.50	89.29
MEDB	83.93	85.71	79.41	80.26	92.65	88.46	80.88	85.19
MEDONC	92.31	78.13	82.35	89.71	84.38	88.46	95.00	91.67
Press Ganey PX All Hospital DB Mean	87.68	87.65	87.61	87.67	87.61	87.79	87.91	88.00

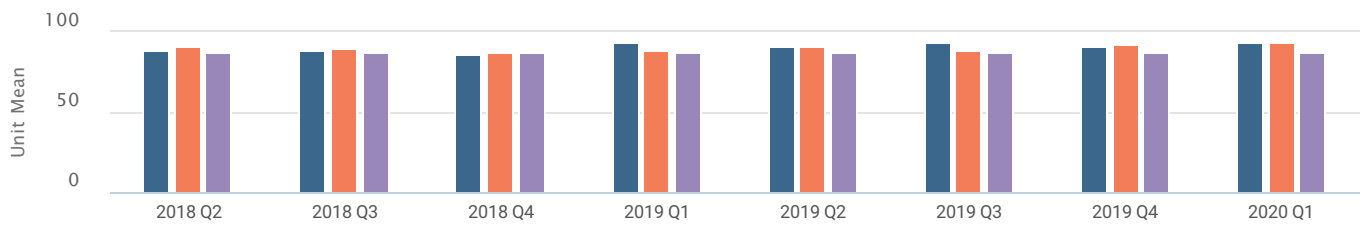
Patient Satisfaction with Nursing
Pain
How well your pain was controlled
Inpatient: MSIC, PEDS, SRGA, SRGB



■ MSIC	95.00	100.00	100.00	91.67	100.00	100.00	87.50	N/A
■ PEDS	92.50	91.67	100.00	85.71	80.00	92.50	100.00	93.75
■ SRGA	86.90	91.67	91.20	95.83	92.07	94.59	88.24	91.67
■ SRGB	95.26	92.22	90.91	89.24	91.27	92.99	91.25	90.49
■ Press Ganey PX All Hospital DB Mean	87.68	87.65	87.61	87.67	87.61	87.79	87.91	88.00

N/A = no data, 'n' too low

Patient Satisfaction with Nursing
Pain
How well your pain was controlled
Inpatient: SRGC, TELM



■ SRGC	88.19	88.77	86.16	93.93	91.00	93.52	90.82	93.84
■ TELM	91.18	89.84	87.96	88.16	91.25	88.24	92.05	93.27
■ Press Ganey PX All Hospital DB Mean	87.68	87.65	87.61	87.67	87.61	87.79	87.91	88.00