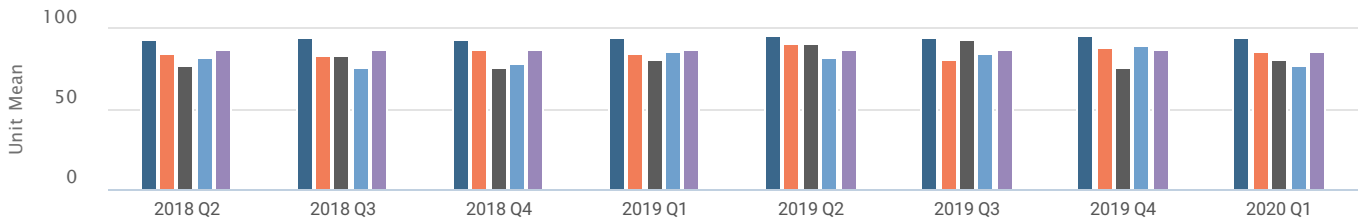




# Patient Satisfaction Report Greenwich Hospital

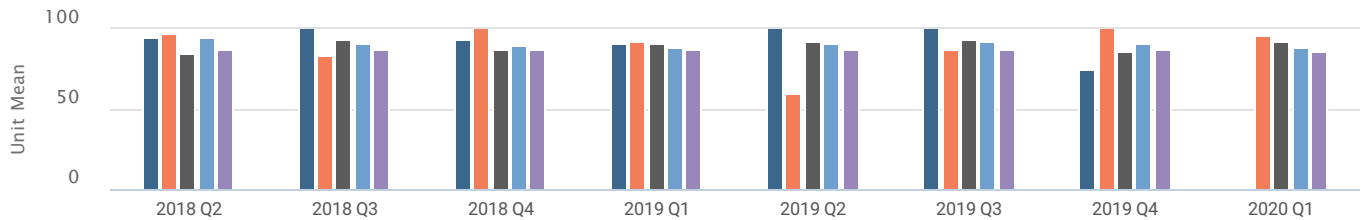
Patient Satisfaction with Nursing  
Careful Listening  
Response to concerns/complaints made during your stay  
Inpatient: MATA, MEDA, MEDB, MEDONC



MATA	93.99	94.51	93.45	94.68	95.86	95.34	96.04	95.34
MEDA	85.11	84.09	87.18	85.53	91.43	81.03	89.29	86.03
MEDB	77.34	84.00	76.67	81.58	91.67	93.75	76.47	80.83
MEDONC	82.14	76.56	78.57	86.84	82.89	85.42	90.00	77.27
Press Ganey PX All Hospital DB Mean	87.00	87.04	86.98	86.94	87.04	87.13	86.93	86.63



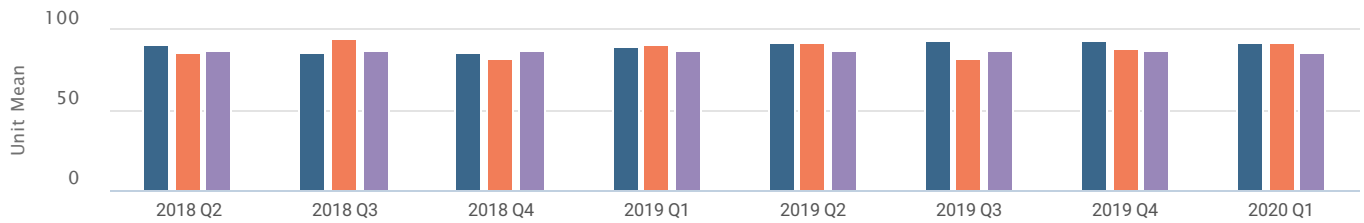
Patient Satisfaction with Nursing  
 Careful Listening  
 Response to concerns/complaints made during your stay  
 Inpatient: MSIC, PEDS, SRGA, SRGB



■ MSIC	95.00	100.00	93.75	91.67	100.00	100.00	75.00	N/A
■ PEDS	97.73	84.09	100.00	92.86	60.00	87.50	100.00	95.83
■ SRGA	85.14	94.19	87.50	91.67	92.57	93.18	86.72	92.50
■ SRGB	94.41	90.67	90.07	88.70	90.75	91.90	90.79	88.64
■ Press Ganey PX All Hospital DB Mean	87.00	87.04	86.98	86.94	87.04	87.13	86.93	86.63

N/A = no data, 'n' too low

Patient Satisfaction with Nursing  
 Careful Listening  
 Response to concerns/complaints made during your stay  
 Inpatient: SRGC, TELM



■ SRGC	91.02	85.71	86.57	90.15	92.22	93.40	93.42	93.10
■ TELM	86.11	94.85	81.94	91.25	92.86	82.50	89.13	92.24
■ Press Ganey PX All Hospital DB Mean	87.00	87.04	86.98	86.94	87.04	87.13	86.93	86.63