

Nurse Sensitive Clinical Indicators Report

Greenwich Hospital

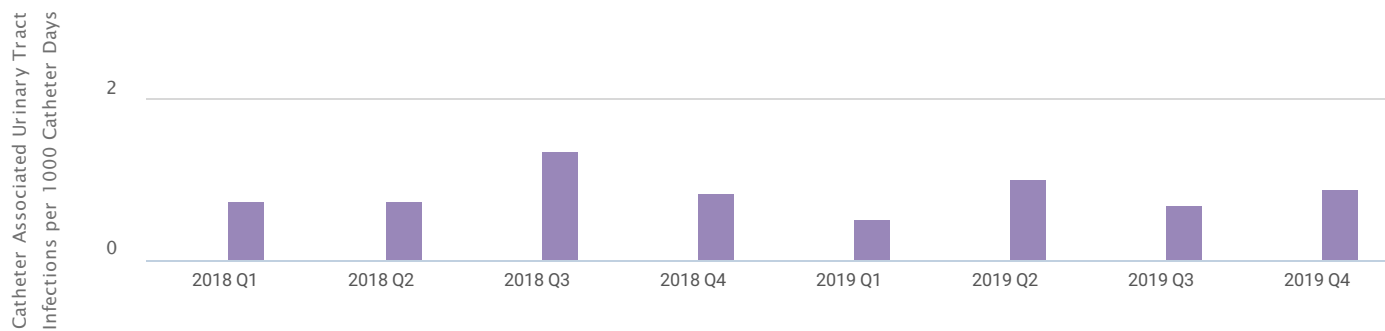
Nurse Sensitive Clinical Indicators
 Catheter Associated Urinary Tract Infections per 1000 Catheter Days
 Adult Step Down: Intermediate Care - 1360



	2018 Q1	2018 Q2	2018 Q3	2018 Q4	2019 Q1	2019 Q2	2019 Q3	2019 Q4
■ Intermediate Care - 1360	4.63	0.00	0.00	0.00	0.00	0.00	20.41	12.50
■ NDNQI Bed Size 100 - 199; Teaching Facilities Mean	0.61	0.52	0.98	1.10	1.29	1.56	0.66	1.71

Nurse Sensitive Clinical Indicators Report

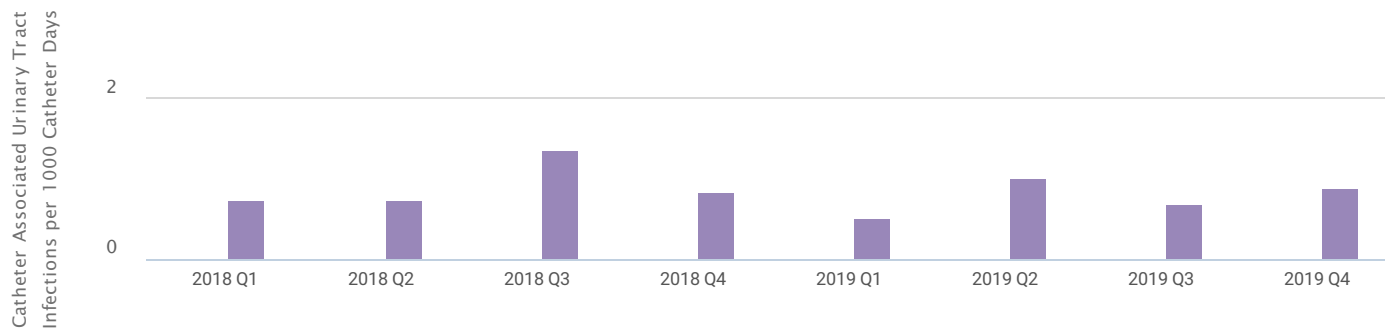
Nurse Sensitive Clinical Indicators
 Catheter Associated Urinary Tract Infections per 1000 Catheter Days
 Adult Medical: Medical - 1342



■ Medical - 1342	0.00	0.00	0.00	0.00	0.00	0.00	0.00	0.00
■ NDNQI Bed Size 100 - 199; Teaching Facilities Mean	0.76	0.76	1.37	0.84	0.52	1.03	0.71	0.90

Nurse Sensitive Clinical Indicators Report

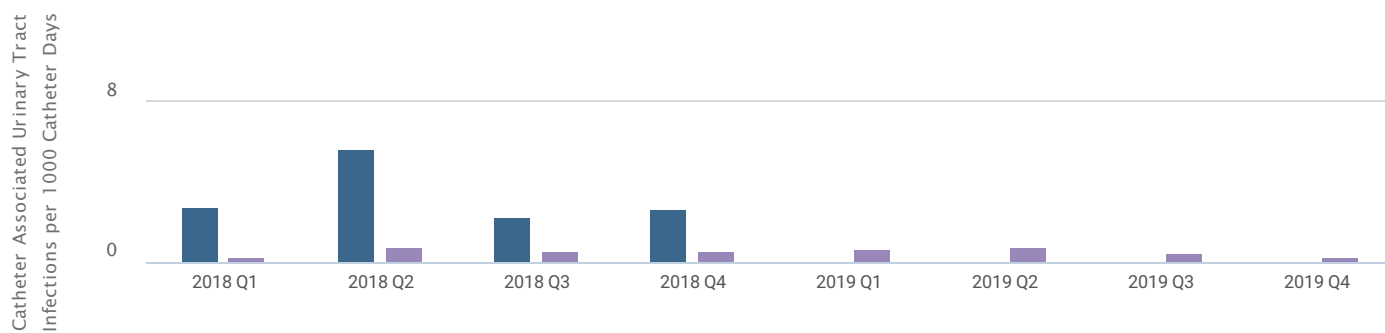
Nurse Sensitive Clinical Indicators
 Catheter Associated Urinary Tract Infections per 1000 Catheter Days
 Adult Medical: Medical Oncology - 1352



<div style="display: flex; align-items: center;"> <div style="width: 10px; height: 10px; background-color: #0056b3; margin-right: 5px;"></div> Medical Oncology - 1352 </div>	0.00	0.00	N/A	0.00	0.00	0.00	0.00	0.00
<div style="display: flex; align-items: center;"> <div style="width: 10px; height: 10px; background-color: #6a5acd; margin-right: 5px;"></div> NDNQI Bed Size 100 - 199; Teaching Facilities Mean </div>	0.76	0.76	1.37	0.84	0.52	1.03	0.71	0.90

N/A = n too low

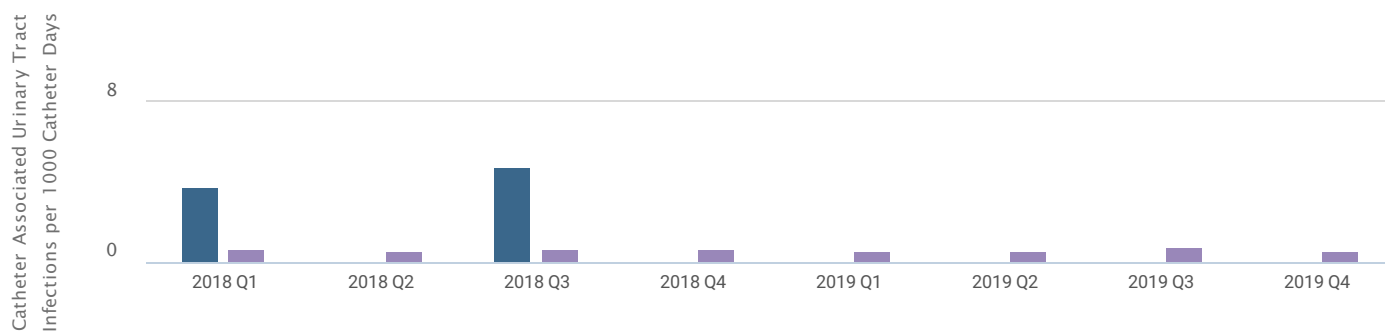
Nurse Sensitive Clinical Indicators
Catheter Associated Urinary Tract Infections per 1000 Catheter Days
Adult Surgical: Surg



■ Surg	2.78	5.70	2.26	2.67	0.00	0.00	0.00	0.00
■ NDNQI Bed Size 100 - 199; Teaching Facilities Mean	0.32	0.84	0.56	0.56	0.70	0.80	0.54	0.29

Nurse Sensitive Clinical Indicators Report

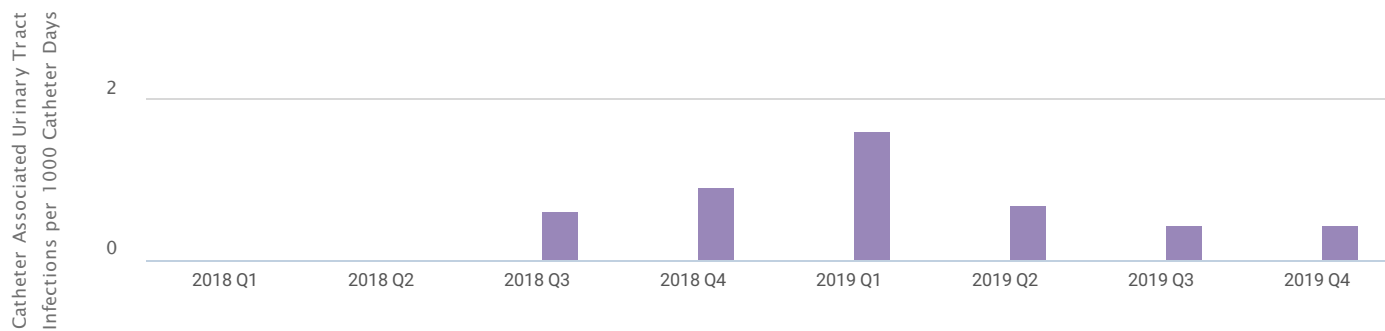
Nurse Sensitive Clinical Indicators
 Catheter Associated Urinary Tract Infections per 1000 Catheter Days
 Adult Critical Care: MSICU - 1335



	2018 Q1	2018 Q2	2018 Q3	2018 Q4	2019 Q1	2019 Q2	2019 Q3	2019 Q4
■ MSICU - 1335	3.83	0.00	4.81	0.00	0.00	0.00	0.00	0.00
■ NDNQI Bed Size 100 - 199; Teaching Facilities Mean	0.70	0.57	0.71	0.71	0.65	0.65	0.78	0.61

Nurse Sensitive Clinical Indicators Report

Nurse Sensitive Clinical Indicators
 Catheter Associated Urinary Tract Infections per 1000 Catheter Days
 Pediatric Med-Surg Combined: Peds - 1354



■ Peds - 1354	0.00	0.00	0.00	0.00	0.00	N/A	0.00	0.00
■ NDNQI Bed Size 100 - 199; Teaching Facilities Mean	0.00	0.00	0.62	0.93	1.63	0.71	0.44	0.45

N/A = n too low