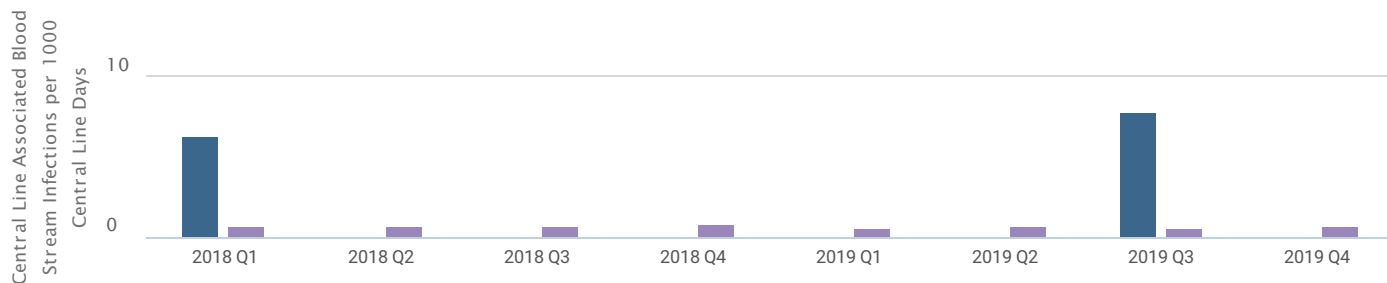


# Nurse Sensitive Clinical Indicators Report

Greenwich Hospital

Nurse Sensitive Clinical Indicators  
 Central Line Associated Blood Stream Infections per 1000 Central Line Days  
 Adult Critical Care: MSICU - 1335

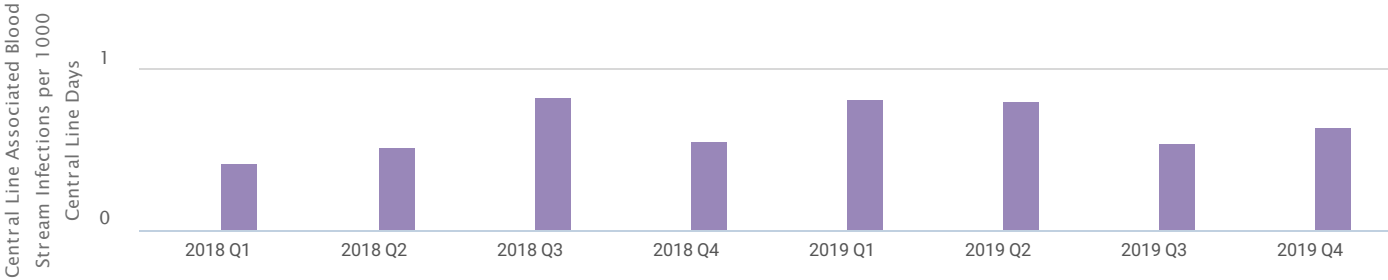


■ MSICU - 1335	6.33	0.00	0.00	0.00	0.00	0.00	7.87	0.00
■ NDNQI Bed Size 100 - 199; Teaching Facilities Mean	0.79	0.70	0.74	0.84	0.62	0.76	0.65	0.78



# Nurse Sensitive Clinical Indicators Report

Nurse Sensitive Clinical Indicators  
Central Line Associated Blood Stream Infections per 1000 Central Line Days  
Adult Medical: Medical - 1342

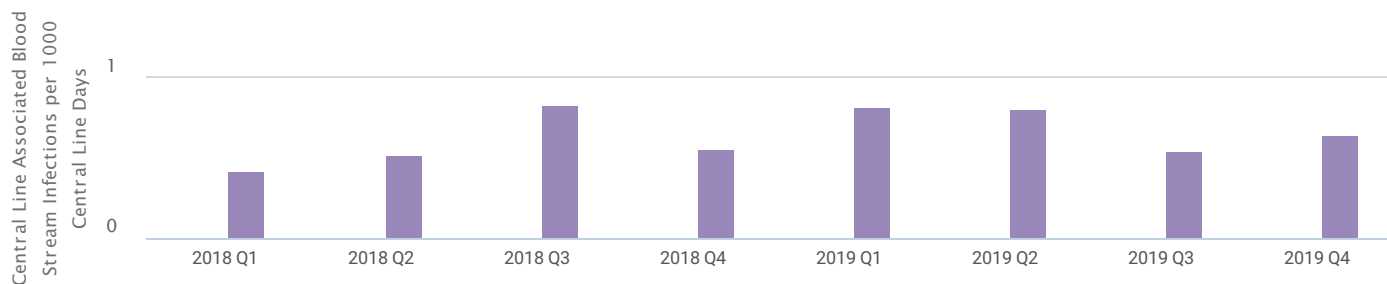


Medical - 1342	0.00	0.00	0.00	0.00	0.00	0.00	0.00	0.00
NDNQI Bed Size 100 - 199; Teaching Facilities Mean	0.42	0.52	0.84	0.56	0.83	0.81	0.55	0.65



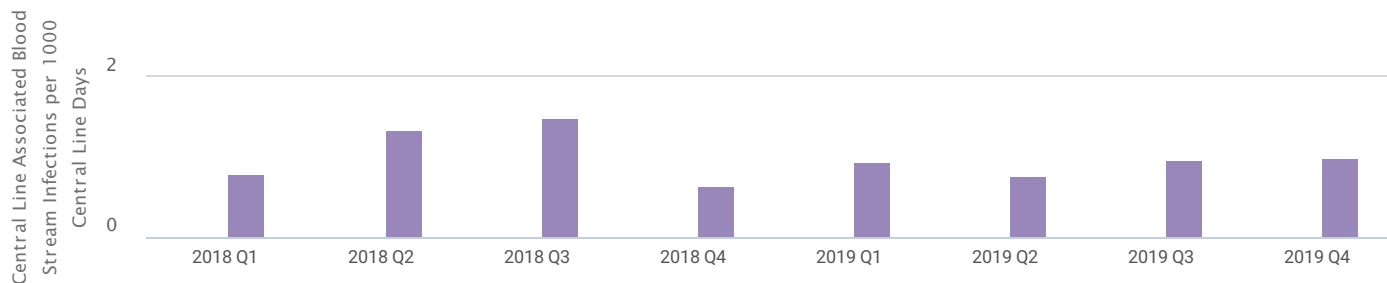
# Nurse Sensitive Clinical Indicators Report

Nurse Sensitive Clinical Indicators  
 Central Line Associated Blood Stream Infections per 1000 Central Line Days  
 Adult Medical: Medical Oncology - 1352



<div style="display: flex; align-items: center;"> <div style="width: 10px; height: 10px; background-color: #0056b3; margin-right: 5px;"></div>                     Medical Oncology - 1352                 </div>	0.00	0.00	0.00	0.00	0.00	0.00	0.00	0.00
<div style="display: flex; align-items: center;"> <div style="width: 10px; height: 10px; background-color: #6a5acd; margin-right: 5px;"></div>                     NDNQI Bed Size 100 - 199; Teaching Facilities Mean                 </div>	0.42	0.52	0.84	0.56	0.83	0.81	0.55	0.65

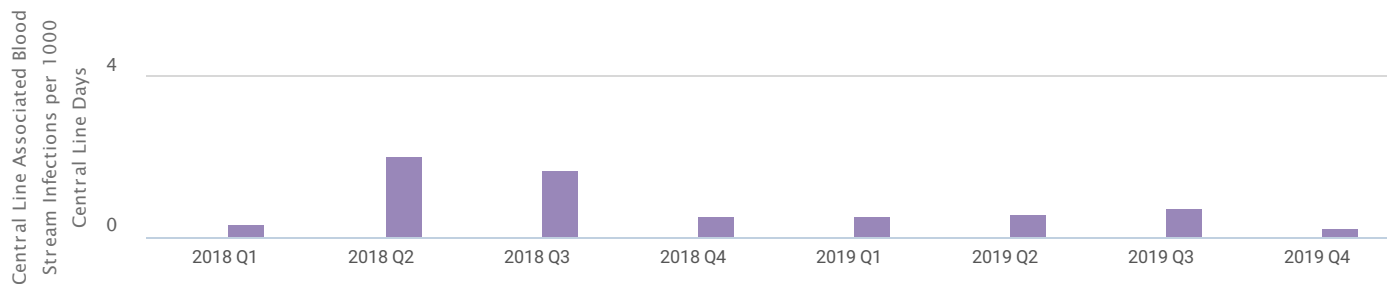
Nurse Sensitive Clinical Indicators  
 Central Line Associated Blood Stream Infections per 1000 Central Line Days  
 Pediatric Med-Surg Combined: Peds - 1354



■ Peds - 1354	0.00	0.00	N/A	0.00	0.00	0.00	0.00	0.00
■ NDNQI Bed Size 100 - 199; Teaching Facilities Mean	0.80	1.34	1.50	0.64	0.95	0.78	0.97	0.99

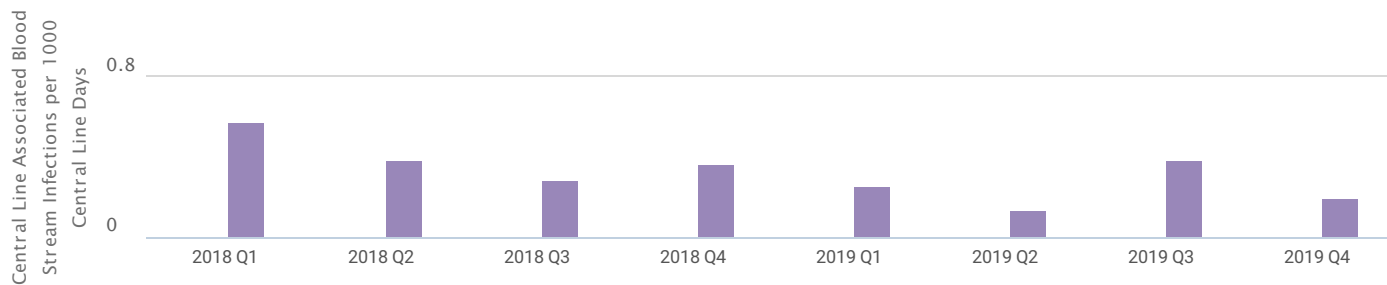
N/A = n too low

Nurse Sensitive Clinical Indicators  
 Central Line Associated Blood Stream Infections per 1000 Central Line Days  
 Adult Step Down: Intermediate Care - 1360



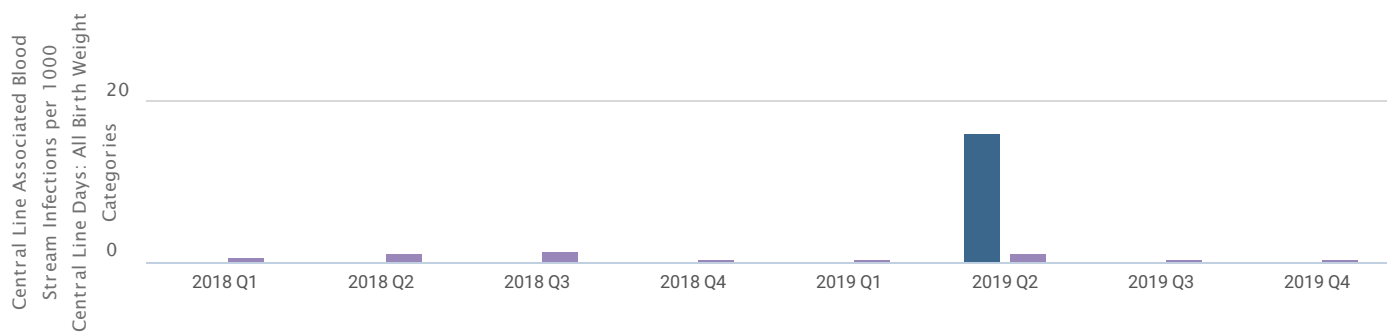
■ Intermediate Care - 1360	0.00	0.00	0.00	0.00	0.00	0.00	0.00	0.00
■ NDNQI Bed Size 100 - 199; Teaching Facilities Mean	0.35	2.05	1.72	0.56	0.55	0.59	0.73	0.23

Nurse Sensitive Clinical Indicators  
 Central Line Associated Blood Stream Infections per 1000 Central Line Days  
 Adult Surgical: Surg



■ Surg	0.00	0.00	0.00	0.00	0.00	0.00	0.00	0.00
■ NDNQI Bed Size 100 - 199; Teaching Facilities Mean	0.58	0.39	0.29	0.37	0.26	0.14	0.39	0.20

Nurse Sensitive Clinical Indicators  
 Central Line Associated Blood Stream Infections per 1000 Central Line Days: All Birth Weight Categories  
 Level III Neonatal - Critical Care: NICU -1366



■ NICU -1366	0.00	0.00	0.00	0.00	0.00	16.13	0.00	0.00
■ NDNQI Bed Size 100 - 199; Teaching Facilities Mean	0.67	1.14	1.54	0.52	0.52	1.16	0.49	0.60