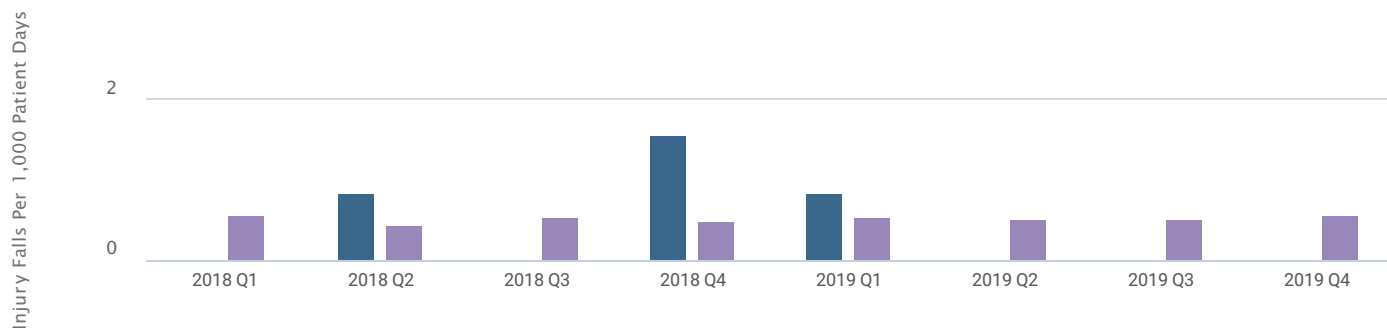


Nurse Sensitive Clinical Indicators Report

Greenwich Hospital

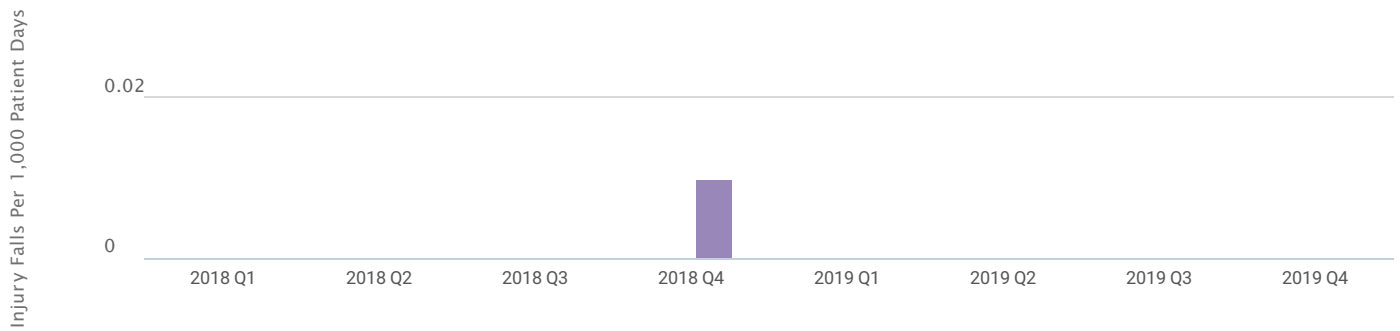
Nurse Sensitive Clinical Indicators
 Injury Falls Per 1,000 Patient Days
 Adult Step Down: Intermediate Care - 1360



■ Intermediate Care - 1360	0.00	0.84	0.00	1.57	0.86	0.00	0.00	0.00
■ NDNQI Bed Size 100 - 199; Teaching Facilities Mean	0.58	0.44	0.55	0.51	0.55	0.52	0.53	0.57

Nurse Sensitive Clinical Indicators Report

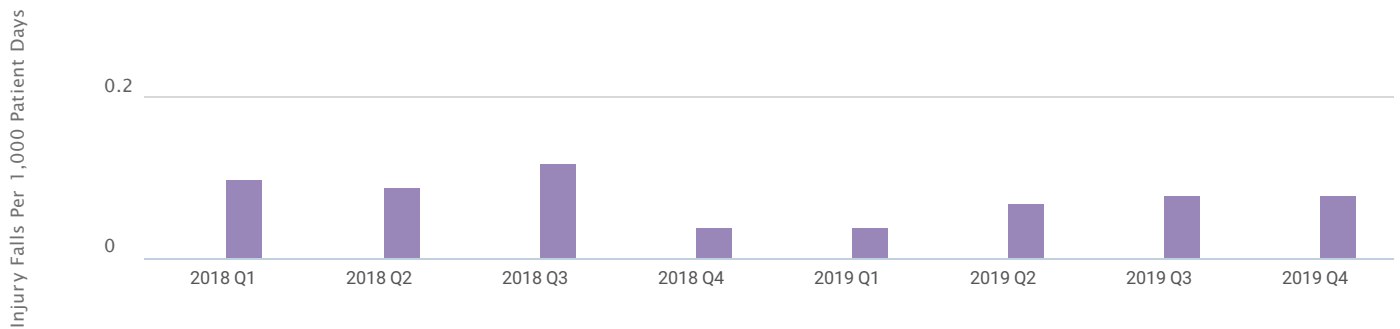
Nurse Sensitive Clinical Indicators
 Injury Falls Per 1,000 Patient Days
 Level III Neonatal - Critical Care: NICU -1366



■ NICU -1366	0.00	0.00	0.00	0.00	0.00	0.00	0.00	0.00
■ NDNQI Bed Size 100 - 199; Teaching Facilities Mean	0.00	0.00	0.00	0.01	0.00	0.00	0.00	0.00

Nurse Sensitive Clinical Indicators Report

Nurse Sensitive Clinical Indicators
 Injury Falls Per 1,000 Patient Days
 Mother/Baby: Mother/Baby

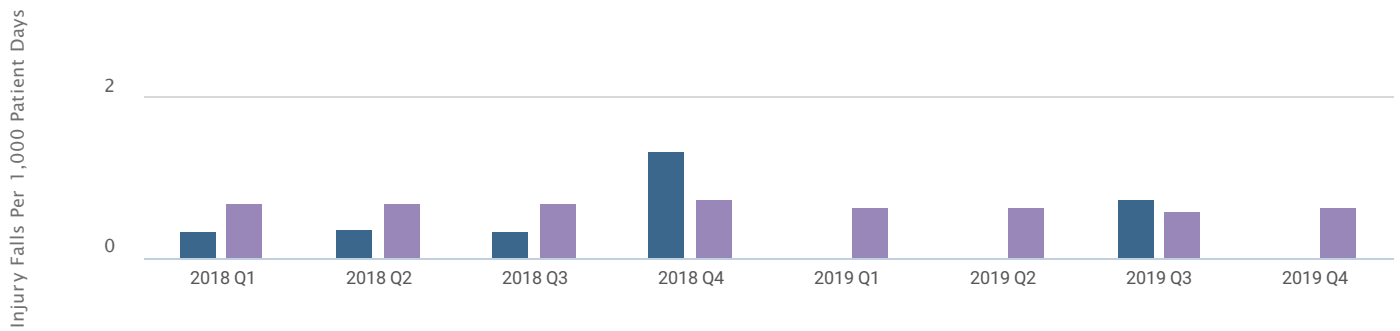


■ Mother/Baby	N/A	0.00	0.00	0.00	0.00	N/A	N/A	0.00
■ NDNQI Bed Size 100 - 199; Teaching Facilities Mean	0.10	0.09	0.12	0.04	0.04	0.07	0.08	0.08

N/A = n too low

Nurse Sensitive Clinical Indicators Report

Nurse Sensitive Clinical Indicators
 Injury Falls Per 1,000 Patient Days
 Adult Medical: Medical - 1342

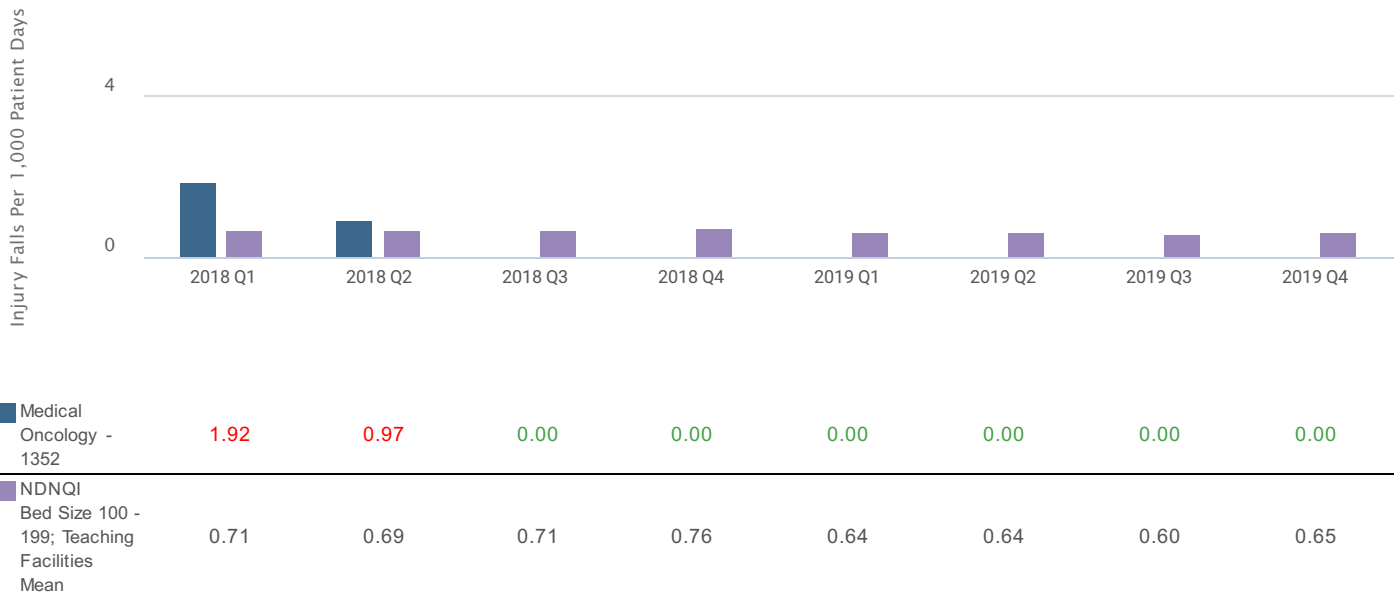


■ Medical - 1342	0.34	0.37	0.36	1.36	0.00	N/A	0.75	0.00
■ NDNQI Bed Size 100 - 199; Teaching Facilities Mean	0.71	0.69	0.71	0.76	0.64	0.64	0.60	0.65

N/A = n too low

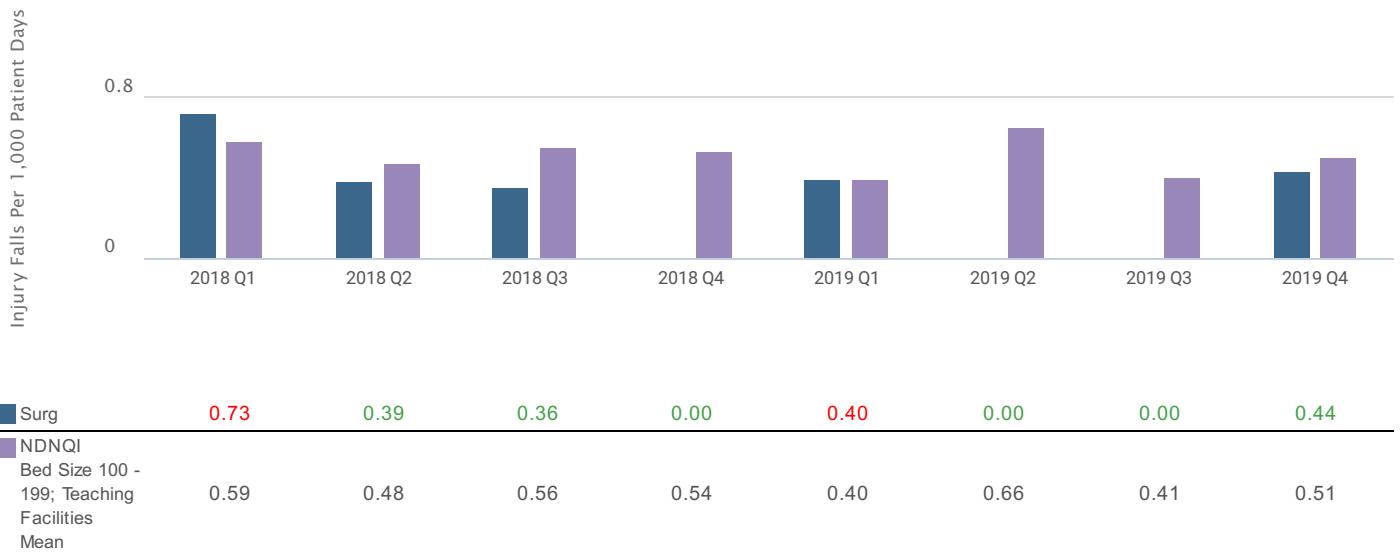
Nurse Sensitive Clinical Indicators Report

Nurse Sensitive Clinical Indicators
 Injury Falls Per 1,000 Patient Days
 Adult Medical: Medical Oncology - 1352



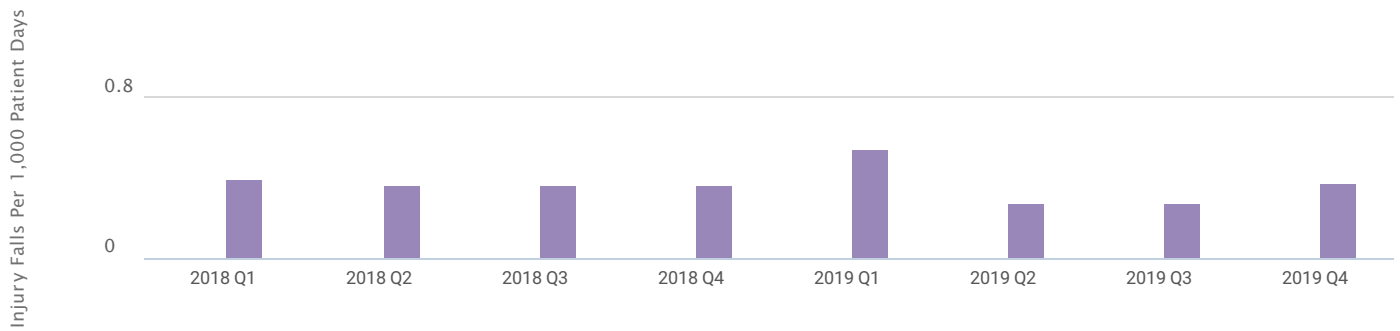
Nurse Sensitive Clinical Indicators Report

Nurse Sensitive Clinical Indicators
Injury Falls Per 1,000 Patient Days
Adult Surgical: Surg



Nurse Sensitive Clinical Indicators Report

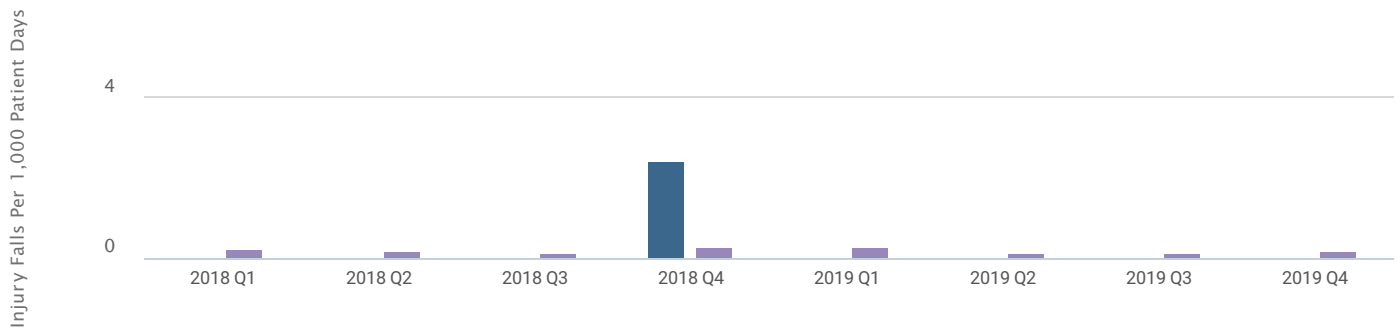
Nurse Sensitive Clinical Indicators
 Injury Falls Per 1,000 Patient Days
 Pediatric Med-Surg Combined: Peds - 1354



■ Peds - 1354	0.00	0.00	0.00	0.00	0.00	0.00	0.00	0.00
■ NDNQI								
■ Bed Size 100 - 199; Teaching Facilities	0.40	0.37	0.37	0.37	0.55	0.28	0.28	0.38
■ Mean								

Nurse Sensitive Clinical Indicators Report

Nurse Sensitive Clinical Indicators
 Injury Falls Per 1,000 Patient Days
 Adult Critical Care: MSICU - 1335



■ MSICU - 1335	0.00	0.00	0.00	2.46	0.00	0.00	0.00	0.00
■ NDNQI Bed Size 100 - 199; Teaching Facilities Mean	0.25	0.19	0.16	0.30	0.30	0.17	0.13	0.18